



120V AC
Direct Wire With
Battery Back-up and
Quick Quiet™
False Alarm Control™

Item 5000

Why Install a Firex 5000 Smoke Alarm?

The Firex 5000 smoke alarm provides contractors with the ultimate in innovative technology and contractor preferred features. These aspects combine to provide the dependable performance and quick installation contractors demand. The front loading battery door and PowerLink™ Tab make installation fast and battery changes simple. Our patented Ramp-Up test horn allows the installer to avoid the ear piercing sound while confirming the alarm's operation. The unique visible low battery indicator helps the homeowner quickly identify a low battery chirp. The 5000 also has the Quick Quiet™ False Alarm Control™ that Firex pioneered to hush non-threatening alarms. The 5000 meets all building codes where battery back-up is required and is recommended for all smoke alarm installations to provide added protection in the event of a power failure. With state-of-the-art production testing equipment and installer focused innovations, Firex smoke alarms have earned their reputation as one of the most preferred smoke alarms among contractors.



PowerLink Tab™ makes installation faster and easier than ever. Simply pull tab, close door and press test button!

FIREX®

Smoke Alarm

Description

The Firex 5000 Smoke Alarm is an ionization 120V AC smoke alarm with battery back-up for single or multiple station use. It includes a Quick Quiet™ False Alarm Control™ feature which allows the user to quiet an unwanted alarm for up to 15 minutes. The 5000 has a front loading battery door with PowerLink Tab™, ramp-up test horn, and multi-purpose LED indicator; constant green confirms AC power is present, flashing red displays alarm/battery status. The Latching LED feature clearly identifies the smoke alarm that initiated an alarm in an interconnected system with a flashing red LED. The LED will remain flashing until the test button is depressed on that unit.

This smoke alarm mounts to any single or 4" octagon junction box or square-to-round drywall ring and has 8" long pigtails with a Quick Connect harness for permanent connection. The 5000 is interconnectable up to 18 units, 6 of which may be Firex heat alarms. This Firex unit should be placed in single-family households or in each individual living unit of multiple-family buildings.

Installer Focused Innovations

Quick Quiet™ False Alarm Control™ Quiets non-threatening alarms and discourages battery removal.

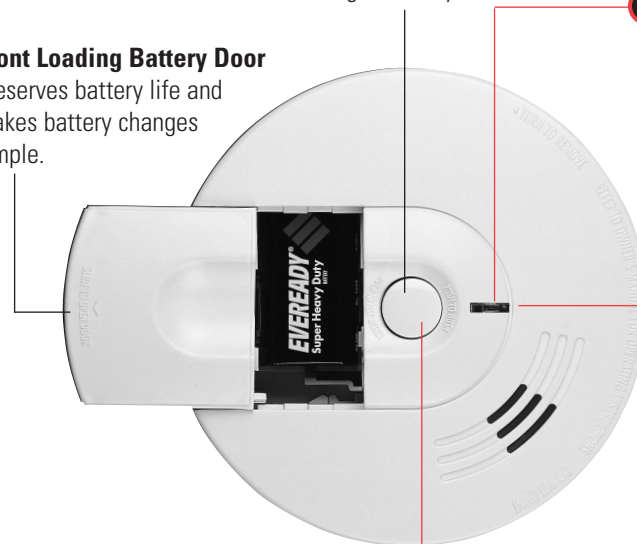
EXCLUSIVE

Latching LED A red LED flashes until reset for quick, clear identification of the initiating smoke alarm in an interconnected system.

Front Loading Battery Door Preserves battery life and makes battery changes simple.

EXCLUSIVE

Visible Low Battery Indicator helps locate chirping unit.



EXCLUSIVE

Ramp-Up Test Horn allows you to test the unit without the ear-piercing horn.

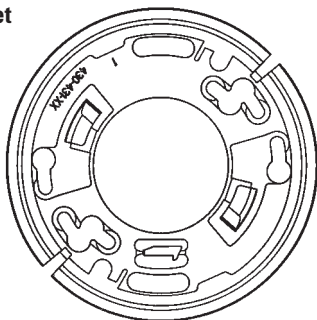


Item 5000

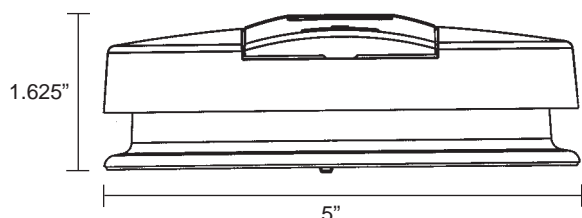
120V AC
Direct Wire With
Battery Back-up and
Quick Quiet™
False Alarm Control™

FIREX® Smoke Alarm

Mounting Bracket



Side View



Architectural Specifications

The smoke alarm shall be a Styleline design™ (1-5/8" high, 5" wide), powered by a 120 VAC, 60 Hz source with a 9 volt battery back-up. The alarm shall have a "quick connect" molded harness and front loading battery door. The alarm shall have a dual chamber ionization sensor. The alarm shall be rated at no greater than .5W in standby. Nominal sensitivity shall be measured by U.L. at obs. $1.29 \pm 0.51\%/ft.$ Temperature operating range shall be between 40° and 100°F (4°-38°C); humidity range between 10%-93% relative humidity; 100% solid state alarm circuits over an input range of 100-130 VAC. A green continuous power-on indicator shall be a built-in light emitting diode in the standby condition; a second red flashing LED shall indicate that a sufficient 9-volt battery back-up is present; when activated the initiating alarm red LED shall remain illuminated while the interconnected alarm LEDs are extinguished. The Quick Quiet™ False Alarm Control™ feature shall desensitize the alarm for 15 minutes. The red LED shall blink once every 10 seconds when in Quick Quiet™ False Alarm Control™ and the alarm shall produce two short chirps 2 seconds apart at the conclusion of the desensitized period. The test switch shall electronically activate the chamber to simulate smoke and check for proper operation. The electronic horn shall have a level of 85 decibels at 10 feet. The alarm shall mount to a single gang box, 4" octagon junction box, or a square to round drywall ring without screw removal. It shall have a pigtail wiring, separate mounting bracket. The 5000 shall meet the requirements of U.L. Standard 217.

Technical Specifications

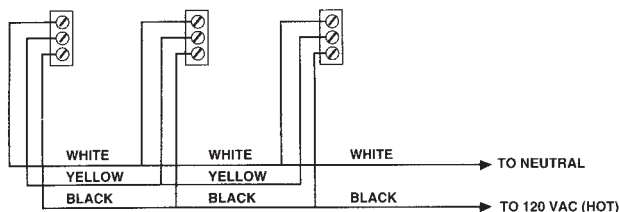
Item	5000
Model	FADC
Product Weight	8 ounces
Operating Temperature	40° to 100°F
Interconnect Qty	Up to 18 Firex devices maximum: 12 smoke alarm items 5000, 4618 and 46182 (model FADC), 4518 (model ADC) and 4480 (model PAD). Up to 6 heat, carbon monoxide or smoke and carbon monoxide combination alarms maximum; Firex carbon monoxide alarm item 6045 (model COQ8), Firex smoke and carbon monoxide combination alarm item 7000 (model FADCQ) or Firex heat alarm item 5700 (model ADH).
Electrical Rating	120V AC, 60HZ, 50mA max, 9 Volt Battery Back-up
Alarm Point	obs. $1.29 \pm 0.51\%/ft.$
Horn Output	85 decibels at 10 feet
Listing	5000 — U.L. 217
Detection Type	Dual ionization chamber
Humidity Range	10% to 93% relative humidity

Installation of Smoke Alarm

This smoke alarm should be installed in accordance with the NFPA's Standard 72 (National Fire Protection Association, Batterymarch Park, Quincy, MA 02269) and any local codes that apply.

Use #18 AWG minimum solid or stranded wire. When interconnecting, maximum wire length between any two is 1,500 feet for #18 AWG or 4,000 feet for #14 AWG (20 OHMS loop resistance).

DO NOT connect to any other type or model of smoke or heat alarm. Connect smoke or heat alarms to a single AC branch circuit. If local codes do not permit, be sure the neutral wire is common to both phases.



Shipping Specifications

Individual Carton Dimensions	5-1/8" x 5-1/8" x 1-1/2" 13cm x 13cm x 3.8cm
Master Carton Quantity	24
Master Carton Dimensions	21-1/2" x 11" x 5-7/8" 54.6cm x 28cm x 14.9cm
Master Carton Weight	13 lbs. 5.9kg
Pallet Quantity	1008
Pallet Dimensions	48"L x 40"W x 46"D 122cm x 102cm x 117cm

Invensys
Climate Controls Americas
191 E. North Avenue
Carol Stream Illinois 60188 USA

For more information:
www.sentrydetectors.com